



THE VIEW SUITE



THE LOFT SUITE

OUR SUITES

Whether guests seek a restorative night's sleep or the chance to admire sweeping ocean views from their private terrace, each of our 149 expertly appointed suites offers the sanctuary they deserve. Designed to combine the modern elegance of The Ritz-Carlton® with the casual luxury of the world's most magnificent superyachts, our suites set a new standard for luxury travel. Your clients will feel completely at ease in their private oasis at sea, furnished with luxurious, state-of-the-art amenities, and a Personal Concierge standing by to arrange their day.

SUITE AMENITIES AND FEATURES

- Spacious private terrace overlooking the ocean
- Access to a Personal Concierge in all suite categories
- Digital flat screen television
- Luxury custom king bed sleep system
- 24-hour in-suite dining
- Espresso machine with complimentary coffee and teas
- Custom luxury bed and bath linens
- Complimentary Wi-Fi
- Hair dryer by Harry Josh
- Luxury bath amenities and individual robe and slippers
- Complimentary chilled bottle of champagne upon arrival
- 230v and 120v outlets, as well as USB charging capabilities
- Mini-bar provisioned to your clients' preferences
- In-suite safe
- Hypoallergenic pillows upon request

CONVERTIBLE SUITES

Select Terrace Suites have the ability to convert into an expanded living and dining area or remain a second bedroom when connected to the adjacent suite.

TERRACE TO TERRACE

SUITE SIZE 600 SQ FT / 56 SQ M
TERRACE SIZE 134 SQ FT / 12 SQ M

TERRACE TO SIGNATURE

SUITE SIZE 729 SQ FT / 66 SQ M
TERRACE SIZE 163 SQ FT / 15 SQ M

TERRACE TO GRAND

SUITE SIZE 887 SQ FT / 81 SQ M
TERRACE SIZE 175 SQ FT / 20 SQ M

THE OWNER'S SUITES

SUITE SIZE 1098 SQ FT / 101 SQ M
TERRACE SIZE 635 SQ FT / 59 SQ M
NUMBER OF SUITES / 2

- Large private terrace with private whirlpool
- Luxurious and modern living and dining area
- Convertible sleep sofa
- Double vanity bathroom with modern soaking tub and separate shower
- Second bathroom with modern shower system
- Walk-in wardrobe



TO VIEW VIDEO, CLICK HERE

THE VIEW SUITES

SUITE SIZE UP TO 574 SQ FT / 53 SQ M
TERRACE SIZE UP TO 129 SQ FT / 12 SQ M
NUMBER OF SUITES / 4

- Dramatic floor-to-ceiling windows
- Convertible sleep sofa
- Double vanity bathroom with modern soaking tub and separate shower



TO VIEW VIDEO, CLICK HERE

THE LOFT SUITES

SUITE SIZE 611 SQ FT / 57 SQ M
TERRACE SIZE 81 SQ FT / 7.5 SQ M
NUMBER OF SUITES / 12

- Innovative two-story suite with entry from both levels
- Lower Level:
- Picture window
 - Double vanity master bathroom with modern soaking tub and separate shower

- Upper Level:
- Luxurious and modern living and dining area
 - Convertible sleep sofa
 - Powder room



UPPER LEVEL



LOWER LEVEL

TO VIEW VIDEO, CLICK HERE

THE GRAND SUITES

SUITE SIZE 587 SQ FT / 55 SQ M
TERRACE SIZE UP TO 118 SQ FT / 11 SQ M
NUMBER OF SUITES / 14

- Luxurious and modern living and dining area
- Double vanity bathroom with modern soaking tub and separate shower
- Dual walk-in wardrobes
- Convertible sleep sofa



TO VIEW VIDEO, CLICK HERE

THE SIGNATURE SUITES

SUITE SIZE 429 SQ FT / 40 SQ M
TERRACE SIZE UP TO 118 SQ FT / 11 SQ M
NUMBER OF SUITES / 27

- Luxurious and modern living and dining area
- Double vanity bathroom with modern soaking tub and separate shower
- Convertible sleep sofa
- One Signature Suite on board will be an ADA suite




TO VIEW VIDEO, CLICK HERE

THE TERRACE SUITES



SUITE SIZE 300 SQ FT / 28 SQ M
TERRACE SIZE UP TO 81 SQ FT / 7.5 SQ M
NUMBER OF SUITES / 90

- Double vanity bathroom with modern shower system
- Select Terrace Suites have the ability to convert into an expanded living and dining area or remain a second bedroom when connected to the adjacent suite.
- Two Terrace Suites on board will be ADA suites



TO VIEW VIDEO, CLICK HERE

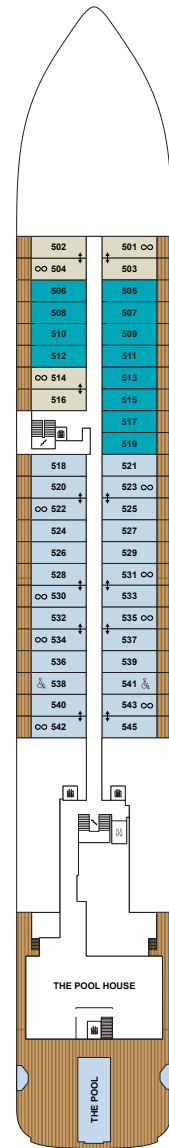
DECK PLANS



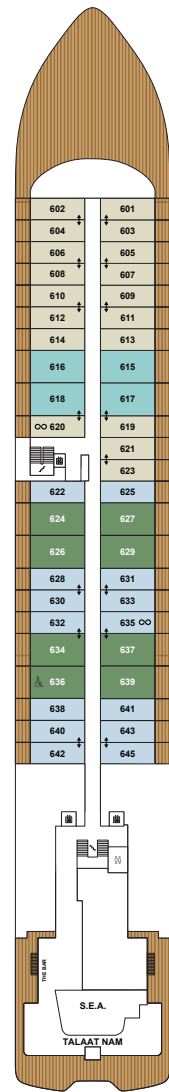
DECK 3
THE MARINA TERRACE
THE MARINA



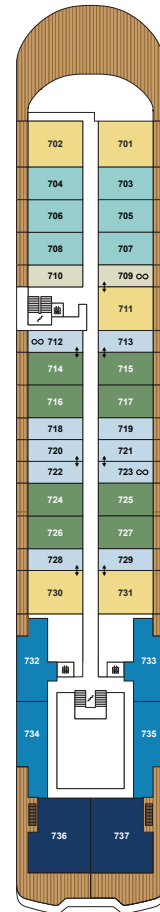
DECK 4
THE MEETING ROOMS
THE LIVING ROOM
THE BOUTIQUE
THE EVRIMA ROOM
DINING PRIVÉE
WINE VAULT
WINE TASTING AREA
505 – 519 LOWER LEVEL



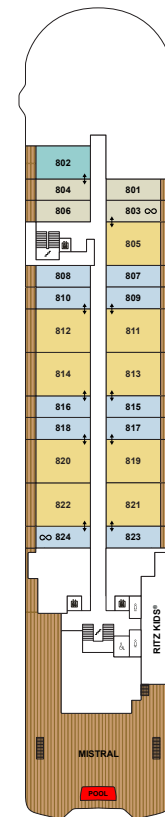
DECK 5
THE POOL HOUSE
THE POOL
SUITES 501 – 545



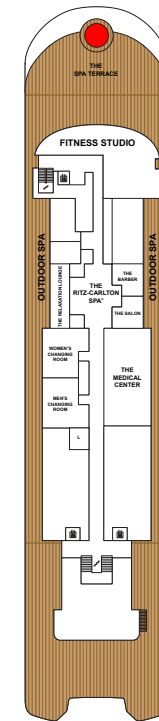
DECK 6
THE BAR
S.E.A.
TALAAT NAM
SUITES 601 – 645



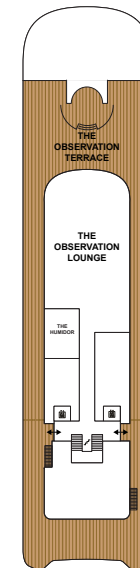
DECK 7
SUITES 701 – 737



DECK 8
MISTRAL
RITZ KIDS®
SUITES 801 – 824



DECK 9
FITNESS STUDIO
THE RITZ-CARLTON SPA®
THE SPA TERRACE
THE BARBER /
THE SALON
LAUNDERETTE
THE MEDICAL CENTER



DECK 10
THE OBSERVATION
LOUNGE
THE OBSERVATION
TERRACE
THE HUMIDOR

SUITE CATEGORY

- THE OWNER'S SUITES _____
- THE VIEW SUITES _____
- THE LOFT SUITES _____
- THE GRAND SUITES _____
- THE SIGNATURE MID SUITES _____
- THE SIGNATURE SUITES _____
- THE TERRACE MID SUITES _____
- THE TERRACE SUITES _____
- ACCESSIBLE SUITES _____
- CONNECTING SUITES _____
- CONVERTIBLE SUITES* _____

YACHT SPECIFICATIONS

- GUEST CAPACITY _____ 298
- OFFICER AND CREW _____ 246
- TOTAL SUITES _____ 149
- TONNAGE _____ 25,400
- LENGTH _____ 624 FEET / 190 METERS
- WIDTH _____ 78 FEET / 23.8 METERS
- GUEST DECKS _____ 8
- BUILT _____ 2021
- YACHT'S REGISTRY _____ MALTA

*Select Terrace Suites have the ability to convert into an expanded living and dining area or remain a second bedroom when connected to the adjacent suite.

YACHT SPECS

For charter guests or private groups, a stand-up reception can be held at The Bow of the yacht when at anchor — a space that is normally inaccessible to guests. A stand-up reception can also be held for all guests in The Observation Lounge utilizing the indoor and outdoor spaces. All guests can be seated for dining at once in different venues, and a dining event for all guests can be arranged on land. The Meeting Rooms have various seating configurations for breakout sessions.

YACHT SPECIFICATIONS

PUBLIC AREAS	LOCATION	APPROX. SIZE FEET ²	APPROX. SIZE METERS ²	SEATING CAPACITY	STANDING CAPACITY	STAND-UP RECEPTION
THE OBSERVATION TERRACE	DECK 10	4800	446	92 (+12 AFT)	200	
THE OBSERVATION LOUNGE	DECK 10	3100	288	90	150	■
THE HUMIDOR	DECK 10	115	35	14	14	
MISTRAL	DECK 8	4359	405	121	150	
BOW OF THE YACHT	DECK 6	3982	370	N/A	175	■
THE BAR	DECK 6	259	79	11	30	
S.E.A.	DECK 6	683	63.5	28	N/A	
TALAAT NAM	DECK 6	1119	104	42	125	
TALAAT NAM (AL FRESCO DINING)	DECK 6	1108	103	36	125	
THE POOL HOUSE	DECK 5	3132	291	92	N/A	
THE POOL	DECK 5	4187	389	78	150	
THE LIVING ROOM	DECK 4	6145	596	124	200	
THE MEETING ROOMS	DECK 4	559	52	35	45	
THE EVRIMA ROOM	DECK 4	4359	405	131	225	
DINING PRIVÉE	DECK 4	279	26	10	20	
THE MARINA TERRACE	DECK 3	1711	159	41 (+16 WITH PLATFORM)	60	
THE MARINA	DECK 3	1657	154	20	60	
THE MEETING ROOMS	BOARDROOM LAYOUT	CLASSROOM LAYOUT	U-SHAPE LAYOUT			
HALF ROOM CAPACITY	12	15	16			
WHOLE ROOM CAPACITY	20	35	32			

TO VIEW MEETING DIAGRAMS, [CLICK HERE](#) 



Multifunction space has various seating configurations for breakout sessions.